

Dynamics of weight loss of dolomite dropouts at different stages of dissolution in *Albic Retisol*

Andrey Litvinovich^{1,2}, Olga Pavlova¹, Anton Lavrishchev², Vladimir Bure^{1,3}, and Elmira Saljnikov^{4,5}

¹Agrophysical Research Institute, Grazhdanskiy pr., 14, Saint Petersburg, 195220, Russian Federation

²Saint Petersburg State Agrarian University, Peterburgskoye shosse, 2, Saint Petersburg, 196601, Russian Federation

³Saint Petersburg State University, Universitetskaya nab., 7–9, Saint Petersburg, 199034, Russian Federation

⁴Institute of Soil Science, Teodora Drajzera 7, Belgrade, 11000, Serbia

⁵Mitscherlich Akademie für Bodenfruchtbarkeit (MITAK), GmbH, 14641, Paulinenaue, Prof.-Mitscherlich-Alle 1, Germany

Address correspondence and requests for materials to Anton Lavrishchev, av.lavrishchev@yandex.ru

Abstract

In a laboratory experiment in 2020, the dynamics of the decrease in mass of large particles of dolomite dropouts in acidic *Albic Retisol* was established. Dolomite dropouts were collected from the landfill of a road construction factory. The results of the laboratory experiment showed that after 114 days of composting, the loss of dolomite mass ranged from 8.7 to 34.2 % of its initial content. The loss of mass of particles during composting from 114 to 224 days slowed down and fluctuated, depending on the variant, from 2.2 to 5.1 % of the initial mass of dolomite. The mechanism of weathering was considered and the factors enhancing the rate of dissolution of dolomite dropouts in the soil were revealed. Linear empirical dependencies of the rate of dissolution of dolomite in soil at different stages of the experiment were developed. Clustering of the developed models was carried out according to the absolute values of the rate of decrease in the mass of particles in the vessels. When selecting the dose of application of large particles of dolomite for reclamation of acidic soils and duration of their action, it is recommended to take into account the duration of time the dolomite spent in the landfill.

Keywords: dolomite, particle size, dissolution rate, weathering, dump, clustering

Introduction

Many research projects have shown that the effectiveness of liming materials primarily depends on its neutralizing capacity and its fineness (particle size) (Musil and Pavliček, 2002; Edmeades and Ridley, 2003; Álvarez, Viadé and Fernández-Marcos, 2009; Wu et al., 2021). When producing crushed stone from carbonate rocks used for road construction, dolomite particles less than 10 mm in size are deposited in waste dumps. Dolomite is less soluble than limestone and therefore needs to be finely ground for a quick neutralizing effect on soil acidity (Kamprath and Smyth, 2005). It is thought that the coarse particles of dolomite have a negligible effect on soil due to their slow solubility (Kamprath and Smyth, 2005; Olego et al., 2016). Finer liming particles provide more reactive surface area for neutralizing excess H ions in soil solution. Musil and Pavliček (2002) revealed that the dolomite particles of size > 1 mm did not show any neutralizing effect on soil acidity in acidic soils in Poland.

The main agents for abiotic destruction of carbonate rocks are water, solar energy, and carbon dioxide. Important biotic factors of the dissolution of carbonates are root growth (Wen et al., 2021) and root exudates (Litvinovich, Kovleva and

Citation: Litvinovich, A., Pavlova, O., Lavrishchev, A., Bure, V., and Saljnikov, E. 2022. Dynamics of weight loss of dolomite dropouts at different stages of dissolution in *Albic Retisol*. *Bio. Comm.* 67(1): 3–11. <https://doi.org/10.21638/spbu03.2022.101>

Authors' information: Andrey Litvinovich, Dr. of Sci. in Agricultural Sciences, Professor, orcid.org/0000-0002-4580-1974; Olga Pavlova, PhD, Senior Researcher, orcid.org/0000-0001-5378-007X; Anton Lavrishchev, Dr. of Sci. in Agricultural Sciences, Associate Professor, orcid.org/0000-0003-3086-2608; Vladimir Bure, Dr. of Sci. in Technical Sciences, Professor, orcid.org/0000-0001-7018-4667; Elmira Saljnikov, PhD, Principal Research Fellow, orcid.org/0000-0002-6497-2066

Manuscript Editor: Evgeny Abakumov, Department of Applied Ecology, Faculty of Biology, Saint Petersburg State University, Saint Petersburg, Russia

Received: August 25, 2021;

Revised: October 25, 2021;

Accepted: January 7, 2022.

Copyright: © 2022 Litvinovich et al. This is an open-access article distributed under the terms of the License Agreement with Saint Petersburg State University, which permits to the authors unrestricted distribution, and self-archiving free of charge.

Funding: Preparation of this paper was supported by the Ministry of Education, Science and Technological Development of the Republic of Serbia (contract No. 451-03-9/2021-14/2000/1).

Ethics statement: This paper does not contain any studies involving human participants or animals performed by any of the authors.

Competing interests: The authors have declared that no competing interests exist.



Fig. 1. Dumps of dolomite dropouts from stone processing factory, in St Petersburg region, Russia.

Pavlova, 2015), bacterial microflora (Aristovskaya, 1980; Maurice, Lee and Hersman, 2000; Maurice et al., 2001a, 2001b; Zvyagintsev, Babeva and Zenova, 2005; Salih et al., 2019), products of microflora metabolism (Paris, Botton and Lapeyrie, 1996; Wallander and Wickman, 1999; Ehrlich, 2002; Wang et al., 2016), organic acids formed during the decomposition of organic residues (Ponomareva, 1964; Sokolova and Nyuzhenovskaya, 1973; Schnitzer and Kodama, 1976; Kodama, Schnitzer and Jaakkimainen, 1983; Marcias-Benitez et al., 2020). Despite the well-defined theoretical concepts of the mechanism of weathering of carbonate rocks in soils, the question of the rate of dissolution of large particles of dolomite remains unclear.

To date, Leningrad Region (Russia) has accumulated about 70 million tons of dropouts in landfills occupying huge land areas (Fig. 1). Their use as an ameliorant could significantly reduce the severity of the problem of liming acidic soils in the region and at the same time solve the important environmental problem of reducing the areas occupied by dumps. In addition, dolomite limestone can also be effective for chemical immobilization of potentially toxic elements in soil, particularly in metal-contaminated soils (Trakal et al., 2011; Palansooriya et al., 2020; Tangviroon et al., 2020) and can improve the quality of the soil (Wu et al., 2021) and cultivated crops (Serrano et al., 2020).

Since 2011, the Laboratory of Soil Reclamation of the Agrophysical Research Institute (St Petersburg, Russia) has been studying the reclamation properties and

fertilizing value of large fractions of dolomite dropouts applied to soil in deliberately high doses (Litvinovich et al., 2016, 2017, 2018a, 2018b, 2019; Salaev and Litvinovich, 2018). The theoretical prerequisite for conducting this research was the well-known fact that with an increase in the dose of large particles of liming material, the effect of the fineness of grinding is leveled.

Previously, in the long-term field experiments carried out on *Albic Retisols* (WRB 2015) of different acidity levels, after six experimental years, the presence of undecomposed dolomite particles of sizes 3–5, 5–7 and 7–10 mm was visually established in the soil. At the same time, the effect of their use in an amount calculated by three and five doses of hydrolytic acidity was not inferior to dolomite flour applied in a scientifically based amount (1 Hy) (Litvinovich et al., 2016, 2021).

The aim of this research was to establish the weight loss of the large-size particles of dolomite dropouts during dissolution under long-term composting with strongly acidic *Albic Retisols* sandy loam soil. The tasks included:

- to develop linear empirical relationships (models) describing the processes of decomposition of large-size dolomite particles in the soil;
- to determine the rate of dissolution of dolomite at different stages of the experiment;
- to cluster the developed dependencies according to the absolute values of the rate of decrease in the mass of particles in the vessels.

Materials and methods

Description of studied soil and dolomite

The experiment was initiated in 2020 in the laboratory of the Agrophysical Research Institute, St Petersburg, Russia, and continues to date. The objects of research were acidic soddy-podzolic sandy loam soil sampled from natural grassland (*Albic Retisol*, WRB 2015) and large particles of dolomite, which had been in landfills for various years.

Table 1. Total chemical composition of the soil, %

Ignition loss	SiO ₂	R ₂ O ₃	Fe ₂ O ₃	Al ₂ O ₃	CaO	MgO	P ₂ O ₅	SO ₃	Σ
6.15	81.09	9.28	1.19	7.97	0.44	0.47	0.11	0.51	99.43

The total chemical composition and particle size distribution of the upper humic horizon is presented in Table 1 and Table 2. The soil selected for the study was sandy loamy silty-sandy according to Kachinsky classification and contained insignificant amounts of calcium and magnesium cations. The total chemical composition of the soil was determined by the sintering method (Novitsky, Donskikh and Chernov, 2009). The particle size distribution of the soil was determined by the Kachinsky method (Novitsky, Donskikh and Chernov, 2009).

Table 2. Particle size distribution of the experimental soil (sandy loamy silty-sandy)

Particle size (mm) and content (%)						
1–0.25	0.25–0.05	0.05–0.01	0.01–0.005	0.005–0.001	< 0.001	< 0.01
1.77	58.14	21.50	5.95	7.04	6.86	19.85

The content of CaCO₃ in the dolomite was 46.1%; MgCO₃ — 38.4%. Since dolomite is supposed to be widely used for reclamation of acidic soils, its ecologi-

Table 3. Dolomite trace element composition, mg kg⁻¹

Element	Content
Copper (Cu)	1.46
Zinc (Zn)	8.50
Lead (Pb)	9.76
Cadmium (Cd)	< 0.05
Nickel (Ni)	6.20
Arsenic (As)	< 1.0
Mercury (Hg)	< 0.015
Strontium (Sr)	160

cal safety was checked. In terms of the content of potentially toxic elements (heavy metals), the investigated dolomite did not pose a threat to soil and plant pollution (Table 3). The chemical composition of the dolomite was determined by atomic absorption spectroscopy on an AAS-9000 (Shimadzu, Japan).

Experimental design

The experimental procedure was as follows: 200 g of air-dry soil, previously passed through a sieve with 1 mm

mesh, was poured into a glass beaker. A granule of dry dolomite of a strictly defined mass of around 3 g was placed in each vessel (Table 4). The soil was moistened to a value corresponding to 60% of the total field moisture capacity. Composting was carried out in a thermostat at a temperature of 24 °C. The five vessels (no. 1, 2, 3, 4 and 5) were weighed daily, the amount of evaporated moisture was added, and the soil was thoroughly mixed. The difference between the vessels was in the mass of the granule placed in the soil and the degree of its weathering.

The decrease in the mass of dolomite particles in each vessel was established 22, 61, 81, 114, 144, 174, 204, and 224 days after the experiment was set up. To do so, dolomite granules were removed from the soil, and the soil adhered to the surface of the particles was removed with a brush. Before weighing, dolomite granules were dried at 105 °C for two hours. Next, composting was carried out again by returning the dolomite to the soil. The entire period of the experiment was conventionally divided by approximately 100 days to compare the rate of dissolution of dolomite at these stages: from 1 to 114 and from 114 to 224 days.

The dynamics of mass loss of dolomite particles were statistically processed and the appropriate models were constructed (Bure and Parilina, 2013).

Results and discussion

The data in Table 4 indicate that over 22 days, the decrease in the mass of dolomite particles in most cases could not be established. On the 61st day, the losses ranged from 4.1 to 8.2% of the applied amount. In the interval between 61 and 114 days, the loss of particle mass in individual vessels increased to 34.2, 8.7, 11.8, 17.6 and 14.5% of the initial mass of applied dolomite, depending on the variant (Vessel no.) (Table 4).

Unequal rates of decomposition of the dolomite particles in the soil occurred because the dolomite par-

Table 4. Weight loss of dolomite dropouts (g) during composting with soil and the proportion of dissolved dolomite from its initial content, % (in brackets)

Vessel no.	Composting period, days								
	0	22	61	81	114	144	174	204	224
1	3.13	3.13 (0)	3.00 (4.2)	2.78 (11.2)	2.06 (34.2)	2.05 (34.5)	2.05 (34.5)	2.01 (35.7)	1.99 (36.4)
2	3.11	3.08 (1.0)	2.98 (4.1)	2.90 (6.8)	2.84 (8.7)	2.80 (9.9)	2.79 (10.3)	2.76 (11.3)	2.76 (11.3)
3	3.06	3.06 (0)	2.88 (5.9)	2.77 (9.5)	2.70 (11.8)	2.67 (12.7)	2.64 (13.7)	2.61 (14.7)	2.59 (15.4)
4	2.95	2.95 (0)	2.72 (7.8)	2.52 (14.6)	2.43 (17.6)	2.33 (21.0)	2.33 (21.0)	2.28 (22.7)	2.28 (22.7)
5	3.05	3.02 (1.0)	2.80 (8.2)	2.71 (11.2)	2.61 (14.5)	2.56 (16.1)	2.56 (16.1)	2.49 (18.4)	2.47 (19.0)

ticles were partially weathered during open-air storage in the landfill. The intensity of weathering depends on the time and placement of the particles in the landfill (on the surface of the dump or buried under a layer of dolomite particles), the size of the dolomite particles, the rate of moisture infiltration, as well as the intensity of precipitation and other weather conditions during this period. Consequently, when entering the soil, the dissolution rate of dolomite particles of various degrees of weathering is different.

The empirical dependencies of the weight loss of dolomite particles for the first 114 experimental days are presented in Table 5.

The empirical models are statistically significant at a very high level of significance. The coefficient of determination fluctuated — $R^2 = 0.88 - 0.99$. The dissolution rate at the first stage of the experiment was: $v_{1,1} = -0.0087$, $v_{2,1} = -0.0025$, $v_{3,1} = -0.0035$, $v_{4,1} = -0.005$, $v_{5,1} = -0.0042$.

Figure 2 shows the linear trends in the decrease in the mass of particles in individual vessels of the experiment. Taking into account the average values of the absolute values of the rate of decrease in the mass of dolomite particles in individual variants and the type (slope) of trends, the following clustering of variants can be proposed. Group 1 includes vessel No. 1, since the average rate of decrease in the mass of dolomite for 114 days was much higher than the other average rates in their groups (Table 5). Group 2 includes vessel No. 2, since the average rate of decrease in the dolomite mass in 114 days was significantly less than in all other variants of the experiment. Group 3 includes vessels No. 3, 4 and 5. The average rates of decrease in the mass of dolomite for 114 days in these variants differed little from each other and they were significantly less than in vessel No. 1 and much more than in the vessel No. 2.

The process of dissolution of dolomite particles continued in the second stage of the experiment (the inter-

Table 5. Empirical dependences of the mass loss of dolomite particles at different stages of the experiment

Vessel no.	Period, days	Empirical dependences	R^2	p -value	Dissolution rate
1	0–114	$y_{1,1} = 3.3 - 0.0087 \cdot t$	$R^2 = 0.77$	0.048	$v_{1,1} = -0.0087$
	114–224	$y_{1,3} = 2.14 - 0.0006 \cdot t$	$R^2 = 0.85$	0.02	$v_{1,3} = -0.0006$
	0–224	$y_{1,2} = 3.16 - 0.006 \cdot t$	$R^2 = 0.84$	0.0004	$v_{1,2} = -0.006$
2	0–114	$y_{2,1} = 3.1 - 0.0025 \cdot t$	$R^2 = 0.98$	0.0008	$v_{2,1} = -0.0025$
	114–224	$y_{2,3} = 2.9 - 0.0007 \cdot t$	$R^2 = 0.94$	0.007	$v_{2,3} = -0.0007$
	0–224	$y_{2,2} = 3.1 - 0.0017 \cdot t$	$R^2 = 0.92$	0.00004	$v_{2,2} = -0.0017$
3	0–114	$y_{3,1} = 3.09 - 0.0035 \cdot t$	$R^2 = 0.96$	0.0037	$v_{3,1} = -0.0035$
	114–224	$y_{3,3} = 2.8 - 0.001 \cdot t$	$R^2 = 0.99$	$6 \cdot 10^{-45}$	$v_{3,3} = -0.001$
	0–224	$y_{3,2} = 3.03 - 0.0022 \cdot t$	$R^2 = 0.90$	0.00008	$v_{3,2} = -0.0022$
4	0–114	$y_{4,1} = 3 - 0.005 \cdot t$	$R^2 = 0.94$	0.005	$v_{4,1} = -0.005$
	114–224	$y_{4,3} = 2.54 - 0.001 \cdot t$	$R^2 = 0.84$	0.0001	$v_{4,3} = -0.001$
	0–224	$y_{4,2} = 2.9 - 0.003 \cdot t$	$R^2 = 0.89$	0.0001	$v_{4,2} = -0.003$
5	0–114	$y_{5,1} = 3.07 - 0.0042 \cdot t$	$R^2 = 0.97$	0.0013	$v_{5,1} = -0.0042$
	114–224	$y_{5,3} = 2.75 - 0.001 \cdot t$	$R^2 = 0.93$	0.007	$v_{5,3} = -0.001$
	0–224	$y_{5,2} = 3 - 0.0026 \cdot t$	$R^2 = 0.91$	0.00005	$v_{5,2} = -0.0026$

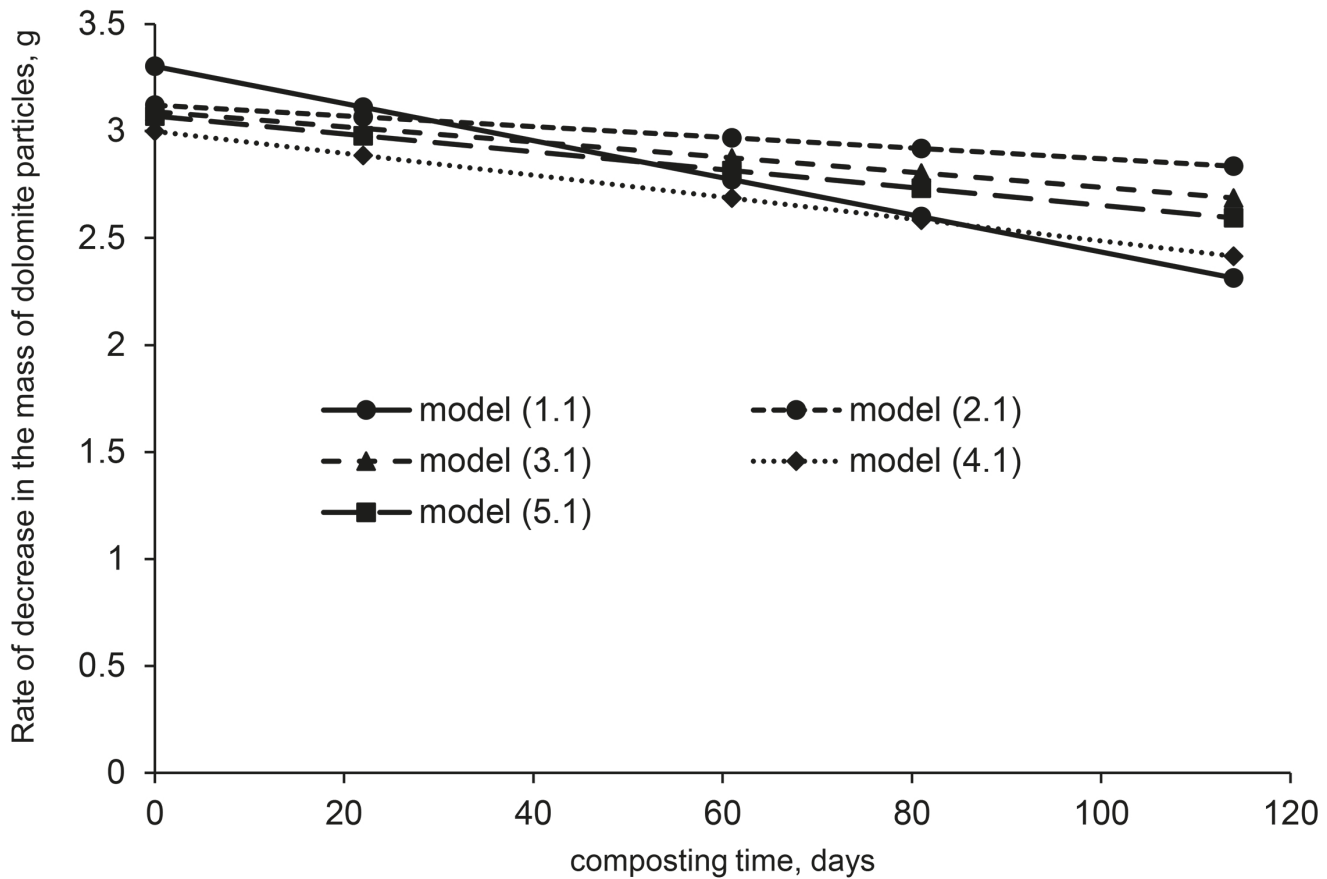


Fig. 2. Dependencies of the dissolution of dolomite particles for the first 114 days of experiment.

val between 114–224 days). The weight loss of dolomite in the second stage was recorded in all variants of the experiment. However, the rate of dissolution decreased significantly. During the first 114 days, the weight loss, depending on the variant, ranged from 8.7 to 34.2%, but over the next 110 days, the losses in some variants varied from 2.2 to 5.1%. Thus, as the experiment proceeded, regardless of the variant, the dissolution of large particles of dolomite in the soil slowed down.

These dynamics are explained as follows: Dolomite in the landfill undergoes physical destruction (weathering of the granule surface). In the process of weathering of the outer layer, it acquires a certain friability (Baqués et al., 2020) and, when it enters soil, the loose particles quickly dissolve. Further, the dissolution rate slows down, since the inner layers are more durable.

In Litvinovich et al. (2021), we showed that the dynamics of pH_{KCl} change in the treatments using particles of 5–7 and 7–10 mm size, regardless of the dose of application, had a similar pattern. It followed the regularity: a sharp increase in the pH value after the first year of the experiment; then after the second year, the pH_{KCl} decreased; in the third year, the pH increased again, and then in the fourth, fifth and sixth years, the fluctuations of soil pH in individual treatments were insignificant.

The average rates of decrease in the mass of dolomite particles in the interval from 114 to 224 days differed little from each other: $\nu_{1,3} = -0.0006$, $\nu_{2,3} = -0.0007$, $\nu_{3,3} = -0.001$, $\nu_{4,3} = -0.001$, $\nu_{5,3} = -0.001$.

The graphs of the models built for this time interval are almost parallel to each other (Fig. 3).

The empirical dependencies of the rate of dissolution of dolomite particles for the entire period of the experiment (224 days) are given in Table 5. All constructed empirical dependencies are statistically significant at a high level of significance. Therefore, all average rates for 224 days are also statistically significant at a high level of significance. This implies that the conclusions about the variants clustered based on the values of the average rates and on the constructed empirical dependencies are quite reasonable. Figure 4 shows the graphs of the models for the entire study period (224 days).

According to Figure 4 and the numerical values of the average rates of loss of the mass of dolomite, the three groups are identified for the entire duration of the experiment (224 days) — Group 1 includes vessel No. 1 with a much higher rate of decrease; Group 2 includes vessel No. 2 with the lowest rate of decrease; and Group 3 includes vessels No. 3, 4 and 5, which differed little from each other and fell between the rates of Group 1 and 2.

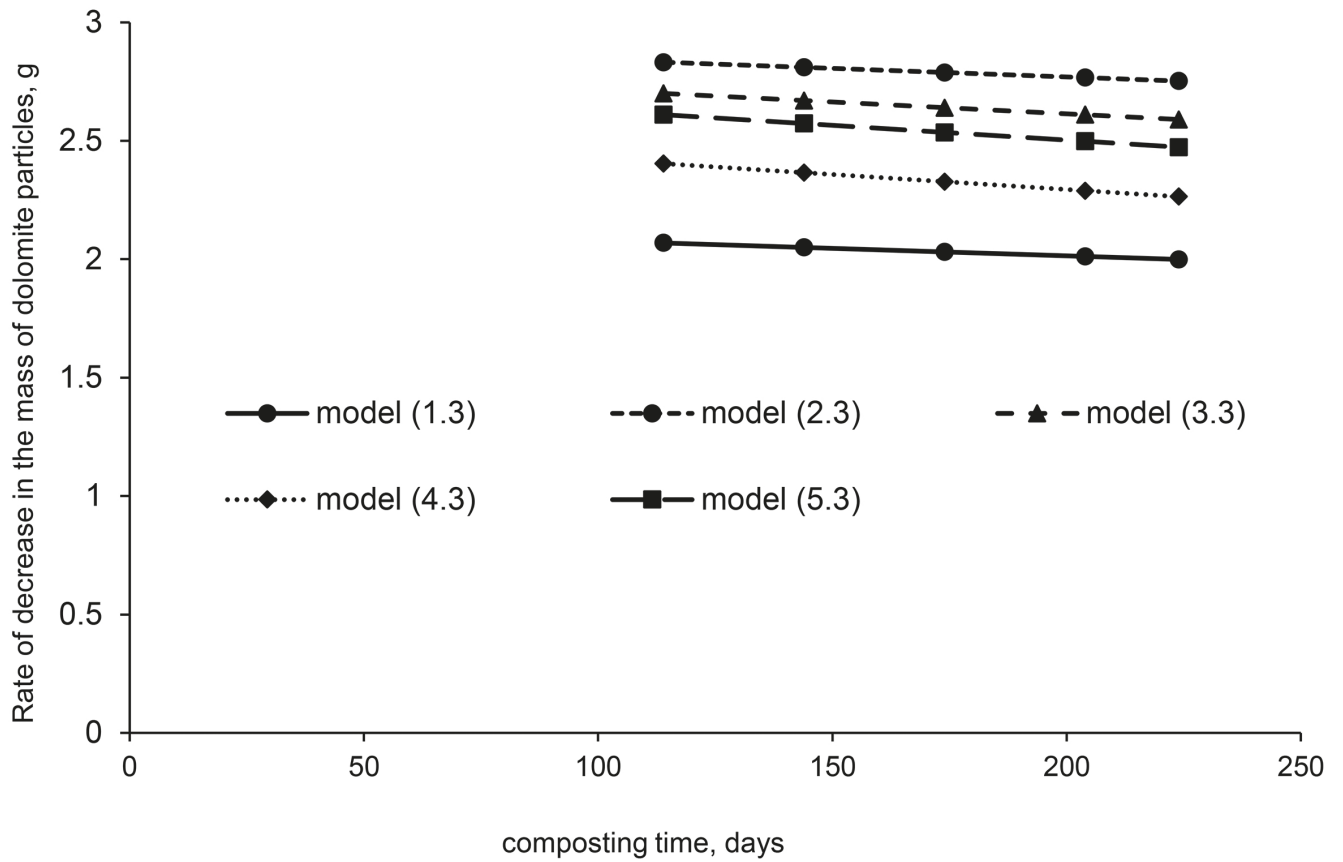


Fig. 3. Dependencies of the dissolution of dolomite particles for the interval 114–224 days of the experiment.

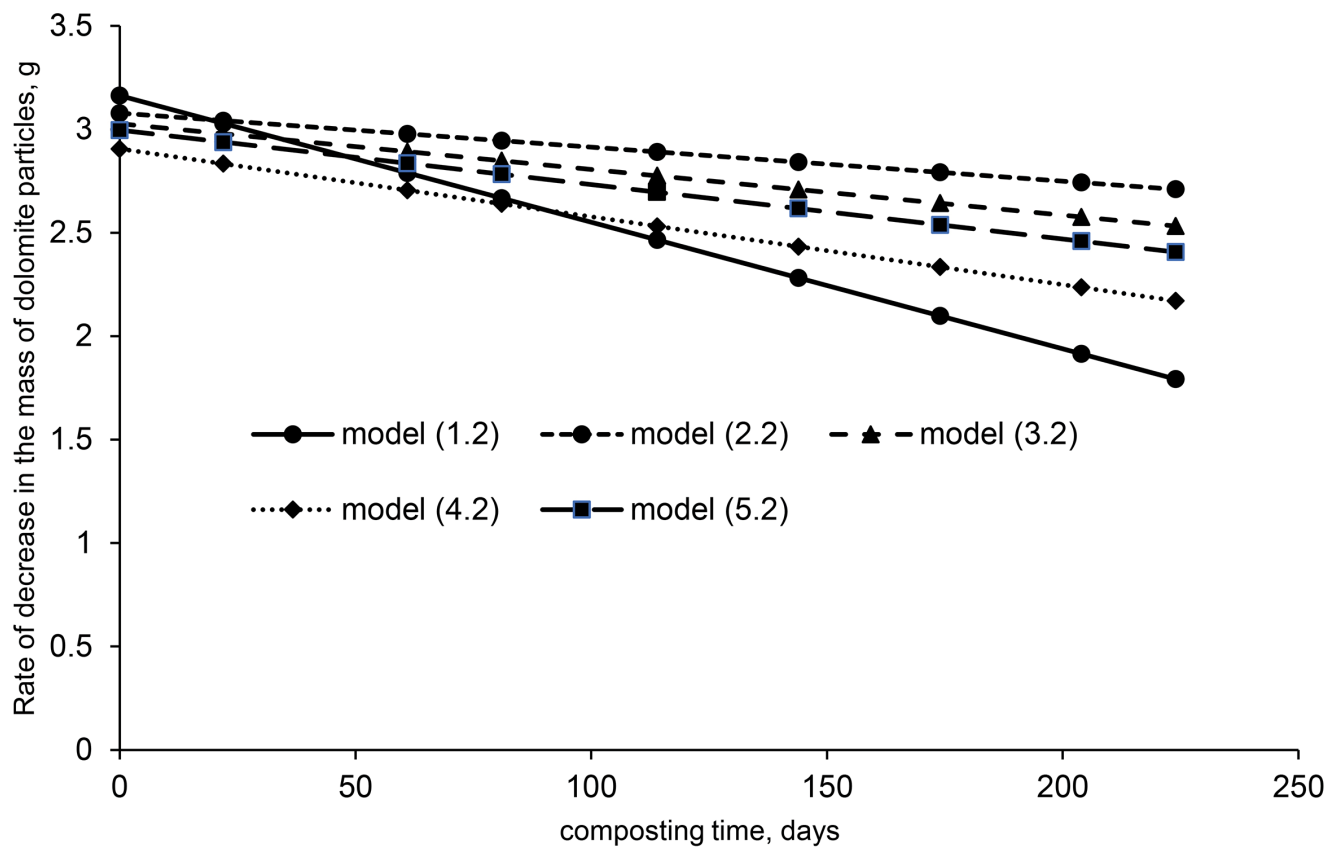


Fig. 4. Dependencies of the dissolution of dolomite particles for the 224 days of the experiment.

The clustering of the average rates of the decrease in the mass of particles in the soil over the entire study period (224 days) exactly corresponded to the clustering of the experimental variants at the first stage of the experiment (114 days). Consequently, the rate of loss of mass of granules during dissolution in soil was largely determined by the degree of weathering (dissolution) of the outer layer of particles in the landfill, while the inner layers of dolomite were protected from weathering. At the second stage of the experiment, their dissolution in the soil significantly slowed down and differed little in individual vessels.

Thus, after 224 days of the experiment, the decrease in the mass of dolomite particles in the soil of individual variants of the experiment ranged from 11.3 to 36.4%. This implies that large particles of dolomite are not “ballast”. They gradually dissolve in the soil, transferring calcium and magnesium cations into solution.

At the same time, the experiment showed how differently dolomite granules dissolve during composting. Obviously, when determining the dose of application of large particles of dolomite for liming, one should take into account the time spent in the landfill. The longer this period, the less time it will take to dissolve.

When carbonate rocks enter the soil, during contact exchange of the surface of particles with the soil, they gradually dissolve. First, the destruction of structural bonds occurs due to the dissolution of the cryptocrystalline carbonate substance located between the carbonate crystals (Gagarina, 1968; Anter, Hilal and El-Damaty, 1973; Makeicheva, 1991; Salih et al., 2019). At this stage, the process of dissolution does not affect the inner layers of the granules. When dolomite screenings have been in waste dumps for a long time, the porosity of large particles of carbonates and their surface roughness increase due to weathering, while their size and density decrease. This increases the access of aggressive solutions to the carbonates of the inner layers and accelerates their dissolution. Ultimately, the weathering of dolomite yields dolomite flour, which is loose accumulations of dolomite crystals accumulated at the site of dissolution of carbonate cement (Yarg, 1974; Morad, 1998).

The experiment was conducted in a pure soil without cultivated crops that would influence the solubility of dolomite particles (Wen et al., 2021) and absorb cations from local soil foci adjacent to the surface of the ameliorant (Nebolsin and Nebolsina, 2010). Nevertheless, the results of the laboratory monitoring of the rates of dissolution of the large particles of dolomite dropouts contributed to a better understanding of the dynamics of dolomite dissolution in soil.

Generally, the study showed that after a long period of composting, a significant amount of undecomposed carbonates remains in the limed soil, suggesting their long-term aftereffect. Consequently, large particles of

dolomite applied into the soil in deliberately overestimated doses can be regarded as a long-acting ameliorant. This finding may suggest choosing such a dose of large dolomite particles for liming, at which the annual plant demand for calcium and magnesium as nutrients will be fully satisfied, and unproductive losses due to migration are minimized. In addition, the widespread use of dolomite dropouts will reduce the severity of the liming problem in regions where dolomite screenings are deposited in landfills, and will also free up some land currently occupied by these landfills.

Conclusions

1. In the process of long-term composting of large particles of dolomite (~ 3 g) with a strongly acidic soddy-podzolic sandy loam soil, the decrease in the mass of dolomite particles 114 days after the interaction ranged from 8.7 to 34.2% of the applied amount. After 224 days, the amount of dissolved dolomite increased from 11.3 to 36.4%.

2. The dissolution rate at the first stage of the experiment (0–114 days) was: $v_{1,1} = -0.0087$, $v_{2,1} = -0.0025$, $v_{3,1} = -0.0035$, $v_{4,1} = -0.005$, $v_{5,1} = -0.0042$. Average rates of decrease in the mass of dolomite particles in the range from 114 to 224 days were: $v_{1,3} = -0.0006$, $v_{2,3} = -0.0007$, $v_{3,3} = -0.001$, $v_{4,3} = -0.001$, $v_{5,3} = -0.001$.

3. Linear empirical dependencies of the rate of dissolution of dolomite in soil at different stages of the experiment have been developed. Clustering of the developed models was carried out according to the absolute values of the rate of decrease in the mass of particles in the vessels.

4. The rate of dissolution of dolomite in soil differs significantly and depends on the time of dolomite storage in landfills. When determining the dose of application of large particles of dolomite for reclamation of acidic soils and the duration of their action, it is proposed to take into account the duration of time the dolomite has been in the landfill.

References

- Álvarez, E., Viadé, A., and Fernández-Marcos, M. L. 2009. Effect of liming with different sized limestone on the forms of aluminium in a Galician soil (NW Spain). *Geoderma* 152:1–8. <https://doi.org/10.1016/j.geoderma.2009.04.011>
- Anter, F., Hilal, M. H., and El-Damaty, A. H. 1973. A chemical and biological approach towards the definition of calcareous soils. II. Plant growth, P^{32} and Fe uptake as affected by percentage of calcium carbonate fraction. *Plant and Soil* 39:479–486. <https://doi.org/10.1007/BF00264166>
- Aristovskaya, T. V. 1980. Microbiology of soil formation processes. 187 p. Nauka Publ., Moscow. (In Russian)
- Baqués, V., Ukar, U., Laubach, S. E., Forstner, S. R., and Fall, A. 2020. Fracture, dissolution, and cementation events in ordovician carbonate reservoirs, Tarim Basin, NW China. *Geofluids* 9037429. <https://doi.org/10.1155/2020/9037429>

- Bure, V. M. and Parilina, E. M. 2013. Probability theory and mathematical statistics. 416 p. Lan' Publ., St Petersburg. (In Russian)
- Edmeades, D. C. and Ridley, A. M. 2003. Using lime to ameliorate topsoil and subsoil acidity; pp. 297–336 in R. Zdenko (ed.), Handbook of soil acidity. Marcel Dekker, Inc., New York. <https://doi.org/10.1201/9780203912317.ch11>
- Ehrlich, H. L. 2002. Geomicrobiology. 4th ed., 768 p. Marcel Dekker, Inc., New York.
- Gagarina, E. I. 1968. Experience in studying the weathering of carbonate rock fragments in soil. *Pochvovedenie* 9:117–126. (In Russian)
- Kamprath, E. J. and Smyth, T. J. 2005. Liming; pp. 305–358 in *Encyclopedia of Soils in the Environment*. <https://doi.org/10.1016/B0-12-348530-4/00225-3>
- Kodama, H., Schnitzer, M., and Jaakkimainen, M. 1983. Chlorite and biotite weathering by fulvic acid solutions in closed and open systems. *Canadian Journal of Soil Science* 63(3):619–629. <https://doi.org/10.4141/cjss83-062>
- Litvinovich, A. V., Kovleva, A. O., and Pavlova, O. Yu. 2015. Influence of liming on the accumulation of manganese and iron in spring wheat plants. *Agrokhimiia* 5:61–68. (In Russian)
- Litvinovich, A. V., Lavrishchev, A. V., Bure, V. M., Pavlova, O. Yu., Kovleva, A. O., and Khomyakov, Yu. V. 2018a. Dynamics of the content of mobile manganese in soddy-podzolic light loamy soil reclaimed with dolomite fractions of different sizes. *Agrokhimiia* 8:52–63. <https://doi.org/10.1134/S0002188118080100> (In Russian)
- Litvinovich, A. V., Lavrishchev, A. V., Bure, V. M., Pavlova, O. Yu., and Kovleva, A. O. 2018b. Dynamics of the content of exchangeable cations of calcium and magnesium in soddy-podzolic light loamy soil, reclaimed with dolomite fractions of different sizes (empirical models of the acidification process). *Agrokhimiia* 3:50–61. <https://doi.org/10.7868/S0002188118030079> (In Russian)
- Litvinovich, A. V., Lavrishchev, A. V., Bure, V. M., Pavlova, O. Yu., and Kovleva, A. O. 2019. Study of the dynamics of changes in the content of mobile iron in sod-podzolic light loamy soil reclaimed with dolomite. *Agrokhimiia* 3:44–53. <http://doi.org/10.1134/S0002188119030098> (In Russian)
- Litvinovich, A. V., Lavrishchev, A. V., Bure, V. M., Pavlova, O. Yu., and Kovleva, A. O. 2017. Influence of dolomite fractions of various sizes on soil acidity indicators of light loamy soddy-podzolic soil (empirical models of the acidification process). *Agrokhimiia* 12:27–37. <https://doi.org/10.7868/S0002188117120055> (In Russian)
- Litvinovich, A. V., Pavlova, O. Yu., Lavrishchev, A. V., Bure, V. M., and Kovleva, A. O. 2016. Reclamation properties, fertilizing value and rate of dissolution in soils of various size fractions of screening of dolomite used for road construction. *Agrokhimiia* 2:31–41. (In Russian)
- Litvinovich, A. V., Pavlova, O. Yu., Lavrishchev, A. V., Bure, V. M., and Saljnikov, E. 2021. Dynamics of soil pH after utilization of byproducts of industrial rock processing as a calcareous material in acid soils. *Communications in Soil Science and Plant Analysis* 52(2):93–101. <https://doi.org/10.1080/00103624.2020.1849267>
- Makeicheva, M. A. 1991. Formation of the composition and properties of carbonate rocks by weathering. 156 p. Moscow. (In Russian)
- Marcias-Benitez, S., Garcia-Martinez, A. M., Jimenez, P. C., Gonzalez, J. M., Moral, M. T., and Rubio, J. P. 2020. Rhizospheric organic acids as biostimulants: monitoring feedbacks on soil microorganisms and biochemical properties. *Frontiers in Plant Science* 11:633. <https://doi.org/10.3389/fpls.2020.00633>
- Maurice, P. A., Lee, Y. J., and Hersman, L. E. 2000. Dissolution of Al-substituted goethites by an aerobic *Pseudomonas mendocina* var. bacteria. *Geochimica et Cosmochimica Acta* 64:1363–1374. [https://doi.org/10.1016/S0016-7037\(99\)00404-4](https://doi.org/10.1016/S0016-7037(99)00404-4)
- Maurice, P. A., Viercorn, M. A., Hersman, L. E., and Fulghum, J. E. 2001a. Dissolution of well- and poorly ordered kaolinites by an aerobic bacterium. *Chemical Geology* 180(1–4):81–97. [https://doi.org/10.1016/S0009-2541\(01\)00307-2](https://doi.org/10.1016/S0009-2541(01)00307-2)
- Maurice, P. A., Viercorn, M. A., Hersman, L. E., Fulghum, J. E., and Ferryman, A. 2001b. Enhancement of kaolinite dissolution by an aerobic *Pseudomonas mendocina* bacterium. *Geomicrobiology Journal* 18:21–35. <https://doi.org/10.1080/01490450151079752>
- Morad, S. 1998. Carbonate cementation in sandstones: distribution patterns and geochemical evolution; pp. 1–26 in S. Morad (ed.), Carbonate cementation in sandstones. <https://doi.org/10.1002/9781444304893.ch1>
- Musil, I. and Pavliček, V. 2002. Liming of forest soils: effectiveness of particle size fractions. *Journal of Forest Science*, 48:121–129. <https://doi.org/10.17221/11864-JFS>
- Nebolsin, A. N., and Nebolsina, Z. P. 2010. Liming of soils. 254 p. St Petersburg University Press, St Petersburg. (In Russian)
- Novitsky, M. V., Donskikh, I. N., and Chernov, D. V. 2009. Laboratory and practical classes in soil science. 314 p. Prospekt Nauki Publ., St Petersburg. (In Russian)
- Olego, M. A., Visconti, F., Quiroga, M. J., de Paz, J. M., and Garzón-Jimeno, E. 2016. Assessing the effects of soil liming with dolomitic limestone and sugar foam on soil acidity, leaf nutrient contents, grape yield and must quality in a Mediterranean vineyard. *Spanish Journal of Agricultural Research* 14(2):e1102. <https://doi.org/10.5424/sjar/2016142-8406>
- Palansooriya, K. N., Shaheen, S. M., Chen, S. S., Tsang, D. C. W., Hashimoto, Y., Hou, D., Bolan, N. S., Rinklebe, J., and Ok, Y. S. 2020. Soil amendments for immobilization of potentially toxic elements in contaminated soils: A critical review. *Environment International* 134:105046. <https://doi.org/10.1016/j.envint.2019.105046>
- Paris, F., Botton, B., and Lapeyrie, F. 1996. In vitro weathering of phlogopite by ectomycorrhizal fungi II. Effect of K⁺ and Mg²⁺ deficiency and N sources on accumulation of oxalate and H⁺. *Plant and Soil* 179(1):141–150. <https://doi.org/10.1007/BF00011651>
- Ponomareva, V. V. 1964. Theory of the podzol formation process (biochemical aspects). 380 p. Academy of Sciences of USSR Publ., Leningrad. <https://doi.org/10.25695/AGRPH.2018.02.04> (In Russian)
- Salaev, I. V. and Litvinovich, A. V. 2018. Intensity of migration of calcium and magnesium from sod-podzolic light loamy soil reclaimed with coarse fractions of crushed stone production screenings. *Agrofizika* 2:22–28. (In Russian)
- Salih, N., Mansurbeg, H., Kolo, K., and Pr eat, A. 2019. Hydrothermal carbonate mineralization, calcretization, and microbial diagenesis associated with multiple sedimentary phases in the upper Cretaceous Bekhme Formation, Kurdistan Region-Iraq. *Geosciences* 9(11):459. <https://doi.org/10.3390/geosciences9110459>
- Schnitzer, M. and Kodama, H. 1976. The dissolution of micas by fulvic acid. *Geoderma* 15:381–391. [https://doi.org/10.1016/0016-7061\(76\)90042-2](https://doi.org/10.1016/0016-7061(76)90042-2)
- Serrano, J., Shahidian, S., Marques da Silva, J., Moral, F., Carvajal-Ramirez, F., Carreira, E., Pereira, A., and Carvalho, M. D. 2020. Evaluation of the effect of dolomitic lime application on pastures — Case study in the *Mon-*

- tado Mediterranean ecosystem. *Sustainability* 12:3758. <https://doi.org/10.3390/su12093758>
- Sokolova, E. I. and Nyuzhenovskaya, T. S. 1973. About the processes of decomposition of minerals and the removal of aluminium by humic acids. *Weathering Crust* 12:233–253. (In Russian)
- Tangviroon, P., Noto, K., Igarashi, T., Kawashima, T., Ito, M., Sato, T., Mufalo, W., Chirwa, M., Nyambe, I., Nakata, H., Nakayama, S., and Ishizuka, M. 2020. Immobilization of lead and zinc leached from mining residual materials in Kabwe, Zambia: possibility of chemical immobilization by dolomite, calcined dolomite, and magnesium oxide. *Minerals* 10:763. <https://doi.org/10.3390/min10090763>
- Trakal, L., Neuberg, M., Tlustoš, P., Száková, J., Tejnecký, V., and Drábek, O. 2011. Dolomite limestone application as a chemical immobilization of metal-contaminated soil. *Plant, Soil and Environment* 57(4):173–179. <https://doi.org/10.17221/408/2010-PSE>
- Wallander, H. and Wickman, T. 1999. Biotite and microcline as potassium sources in ectomycorrhizal and non-mycorrhizal *Pinus sylvestris* seedlings. *Mycorrhiza* 9:25–32. <https://doi.org/10.1007/s005720050259>
- Wang, W., Sun, J., Dong, C., and Lian, B. 2016. Biotite weathering by *Aspergillus niger* and its potential utilization. *Journal of Soils and Sediments* 16:1901–1910. <https://doi.org/10.1007/s11368-016-1388-3>
- Wen, H., Sullivan, P. L., Macpherson, L., Billings, S. A., and Li, L. 2021. Deeping roots can enhance carbonate weathering by amplifying CO₂-rich recharge. *Biogeosciences* 18:55–75. <https://doi.org/10.5194/bg-18-55-2021>
- WRB. 2015. World reference base for soil resources. World soil resources reports No. 106, 192 p.
- Wu, H., Hu, J., Shaaban, M., Xu, P., Zhao, J., and Hu, R. 2021. The effect of dolomite amendment on soil organic carbon mineralization is determined by the dolomite size. *Ecological Processes* 10:8. <https://doi.org/10.1186/s13717-020-00278-x>
- Yarg, L. A. 1974. Engineering-geological study of the weathering process. 142 p. Nedra Publ., Moscow. (In Russian)
- Zvyagintsev, D. G., Babeva, I. P., and Zenova, G. M. 2005. Soil biology. 445 p. Moscow University Press, Moscow. (In Russian)